

MITA Annual Conference

January 20, 2020

Mike Malloure (CA Hull)

Tony Kratofil (MDOT)

**WORK ZONE
SAFETY**
— TASK FORCE —



*Working together, MDOT and the heavy construction industry are advancing our culture and practices to put **SAFETY FIRST** in Michigan's work zones.*



Technology

Marc VanTil, Give 'em A Brake
Craig Innis, MDOT



Enforcement

Kim Webb, MDOT
Rob Coppersmith, MITA



Balancing Mobility & Safety

Aden Shea, PK Contracting
Steve Brink, MDOT



Culture

Mike Malloure, CA Hull
Tom Fox, MDOT



Flexibility to Implement Safety

Ryan O'Donnell, Anlaan
Craig Heidelberg, MDOT



Marketing

Lindsey Renner, MDOT
Mike DeFinis, Iaftrate



Education

Brian Morley, Great Lakes Eng.
Chris Brookes, MDOT & Deven Rau, Cadillac Asphalt *

* Joining in 2021:
John Osika, Operating Engineers
Daryl Gallant, Laborers

Significant 2019-20 Accomplishments

- ✓ Established dialogue & relationship with Prosecutors' Association
- ✓ Improvements to MDOT Work Zone Safety & Mobility Manual & plan development process
- ✓ **Expanded use of Alternate Technical Concepts (ATC) for Maintenance of Traffic**
- ✓ **Proposed concept for Safety Contingency Fund to be piloted in 2021**
- ✓ Completed first and second industry-wide Work Zone Safety Perception Survey
- ✓ **Developed “use statements” for high value safety technology/devices**
- ✓ **Proposed process of early industry review on constructability & safety to be piloted in 2020**
- ✓ Initiated design & procurement of Work Zone Safety awareness trailer for education efforts
- ✓ Established social media presence & **#WorkZoneWednesday** industry-wide messages
- ✓ **Held first-ever industry-wide work zone safety technology forum**
- ✓ Encouraged safety moments in all project meetings



Pilot Initiatives



 Early industry review on constructability & safety

 Work Zone Safety Collaboration Special Provision

 Work Zone Safety Contingency Fund





Modified Approach

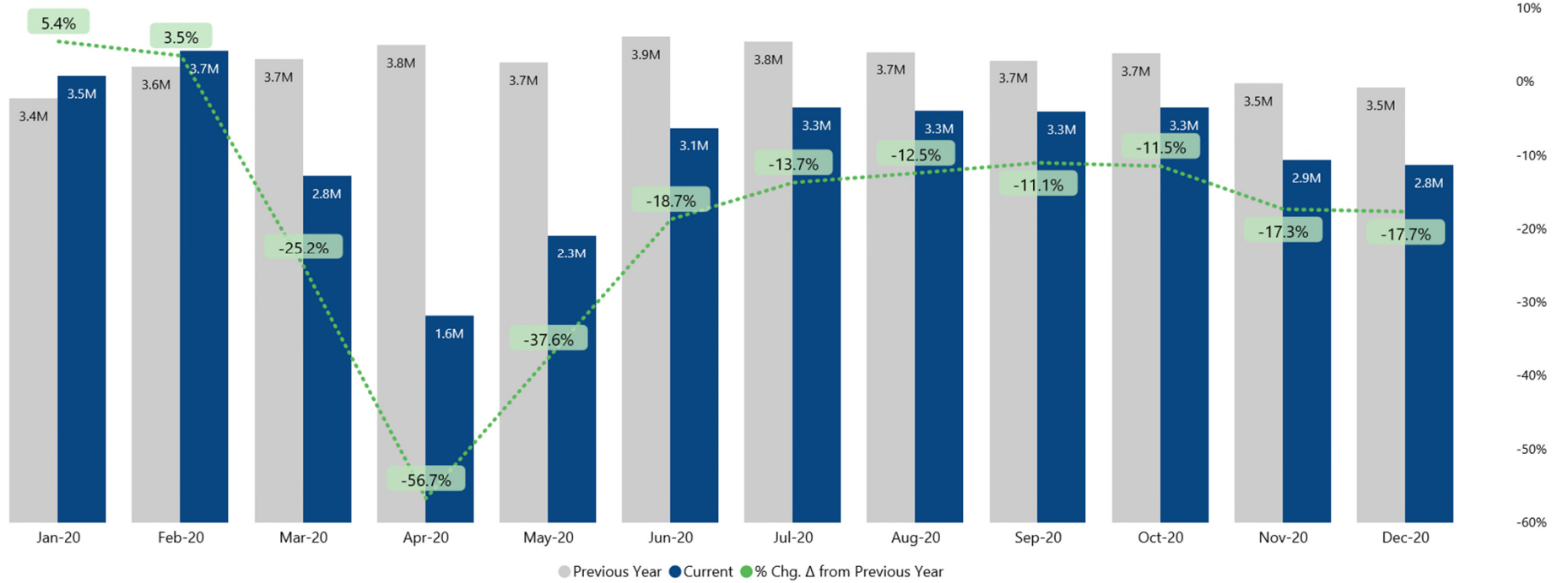


- ✓ Vet ideas earlier and more thoroughly to avoid the frustration of going down a path that has pitfalls.
- ✓ Get more senior MDOT leaders buy- in and sponsorship of ideas to expedite and help navigate them to implementation.

Kim Webb – Aaron Johnson
Gregg Brunner – Brad Wieferich
Matt Chynoweth

[Back to report](#)

MONTHLY ADT AND % CHG. Δ FROM PREVIOUS YEAR



Source: Michigan Department of Transportation, Transportation Data Management System

Table 2: Fatalities, VMT, Fatality Rate by Month or Quarter in 2020, and the Percentage Change in Fatalities From the Corresponding Month or Quarter in 2019

Year	1st Quarter				2nd Quarter				3rd Quarter				4th Quarter			
	Jan	Feb*	Mar	Total	Apr	May	Jun	Total	Jul	Aug	Sep	Total	Oct	Nov	Dec	Total
Fatalities in 2020 and Percentage Change in Fatalities for the Corresponding Month and Quarter From the 2019																
2019	2,664	2,388	2,764	7,816	2,817	3,166	3,189	9,172	3,294	3,351	3,308	9,953	3,197	3,050	2,908	9,155
2020†	2,650 -0.5%	2,600 8.9%	2,530 -8.5%	7,780 -0.5%	2,250 -20%	3,030 -4.3%	3,590 13%	8,870 -3.3%	—	—	—	—	—	—	—	—
Fatality Rate per 100 Million Vehicle Miles Traveled (VMT)/VMT (in Billion)**																
2019	1.07 248.3	1.05 226.7	1.02 271.5	1.05 746.5	1.00 281.5	1.11 286.1	1.13 281.2	1.08 848.8	1.11 295.7	1.17 287.0	1.22 272.2	1.16 854.9	1.13 284.1	1.17 260.6	1.06 274.2	1.12 818.9
2020†	1.04 253.7	1.12 231.8	1.15 220.1	1.10 705.6	1.34 168.3	1.43 212.6	1.47 244.7	1.42 625.6	—	—	—	—	—	—	—	—

Source: 2019 FARS Annual Report File.

† 2020 Statistical projections and rates based on these projections.

*February 29, 2020, was a leap day.

**VMT: FHWA June 2020 Traffic Volume Trends for 2019 & 2020 VMT.

Source: *Early Estimate of Motor Vehicle Traffic Fatalities for the First Half (Jan-Jun) of 2020*; USDOT, NHTSA, October 2020.

⬆️ Speeds ⬇️ Seatbelt Use

⬆️ Alcohol & Drug Use ⬆️ Distracted Driving



Zach Morisette

St. Clair Shores

*Macomb County
Roads Department*



Jeremy Zeitz

Gladwin


Anlaan Corporation



Nicholas Sada

Lansing


C&D Hughes, Inc.



Davyon Rose

Lansing

C&D Hughes, Inc.



Allen Craig

Richmond

*Dan's Excavating,
Inc.*



Larry Leonarduzzi

Gaastra

*Iron County Road
Commission*



Higher Urgency on Key Themes



Positive Protection



Night Work



High Risk Operations
(e.g. Set-ups & Stage Changes)



Enforcement



Temporary Rumble Strips

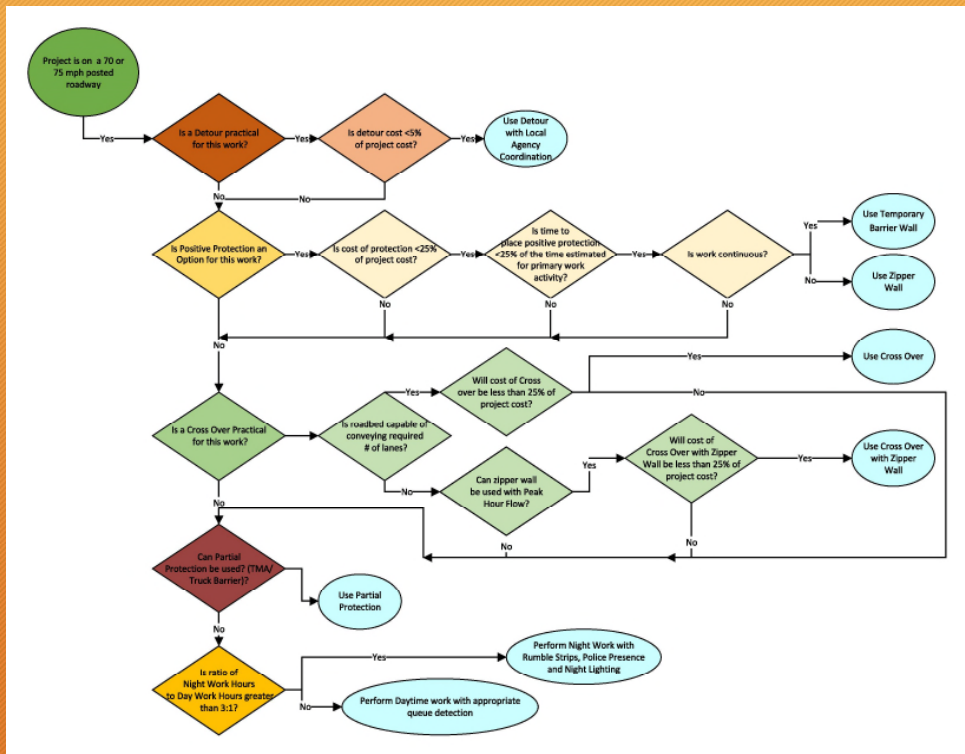


Truck Mounted Attenuators



Worker Training

Work Zone Safety & Mobility Policy & Manual Changes



- ✓ Decision Tree
 - High Speed Routes
 - Evaluating Positive Protection First
 - Closure & Detours
 - Barrier Separation
 - Minimizing Night Work w/o Positive Protection

- ✓ Leveraging “Menu” of Best Practices from Action Team 2



Work Zone Safety & Mobility Culture

POSITIVE PROJECT SAFETY
COLLABORATION AWARD

WORK ZONE SAFETY
— TASK FORCE —

An award aimed at recognizing and celebrating the uniting of all parties on a Michigan highway construction project to achieve a positive safety culture.

Award Details
The award will be presented by the Work Zone Safety Task Force to one or more project teams (MDOT, contractors, designers) that demonstrate a remarkable partnership to achieve the safest work environment possible for workers, motorists, and other stakeholders.

Criteria for Consideration
Collaboration amongst all parties involved in the project.
Innovation/implementation of new ideas and techniques for work zone safety.
Responsiveness to change in the work zone to promote safety.
Effective communication to maintain positive results.
Demonstration of a collective and positive project safety culture.

ABOUT THE WZSTF
The Michigan Work Zone Safety Task Force launched in October 2018 as a collaborative effort between the Michigan Department of Transportation (MDOT) and Michigan's heavy/highway construction industry. It is the goal of the task force to reduce and eliminate work zone injuries and deaths of construction workers and motorists.

OUR MISSION
Working together, MDOT and the heavy construction industry are advancing our culture and practices to put safety first in Michigan's work zones.

For more information, visit our website: Michigan.gov/WorkzoneSafety | MichiganWZSTF

- ✓ **Collaboration** amongst all parties involved in the project.
- ✓ **Innovation** / implementation of new ideas and techniques for work zone safety.
- ✓ **Responsiveness to change** in the work zone to promote safety.
- ✓ **Effective communication** to maintain positive results.
- ✓ Demonstration of a collective and positive project **safety culture**.



Work Zone Safety & Mobility Culture

**National
Work Zone Safety
Awareness Week
April 26-30, 2021**

Smaller statewide event due to the pandemic

Consider safety standdowns:

- ✓ On projects
- ✓ At each company
- ✓ Reach out to your local media



The poster is for the 2021 National Work Zone Awareness Week. At the top, it says "2021 National Work Zone Awareness Week". Below that, there are three circular icons: a sign that says "WORK ZONE NEXT 5 MILES", a construction worker in a hard hat, and a sign that says "TRUCKS ENTERING WORK ZONE". The main text in the center reads "Drive Safe. Work Safe. Save Lives." in a large, bold, orange font. Below the text, there is an illustration of a silver car driving on a road that curves around a construction site with orange and white traffic barrels. There are also icons for a Wi-Fi signal and a speed limit sign. At the bottom right, there is a QR code and the website "www.nwzaw.org". On the left side of the poster, there is a vertical list of logos for various organizations including ATSSA, NWZAW, NHTSA, alliance, AASHTO, AGC, d., MDOT, VDOT, MDT, and MIOSHA.

2020 Work Zone Safety Perception Survey

- Conducted in mid-October of 2020 (2019 survey was done in spring)
- 50% less responses than 2019
- Results were mostly in-line with 2019 responses

836

Responses
from contractor,
consultant and
MDOT staff



2020 Work Zone Safety Perception Survey

- Key Takeaways
 - Distracted & Drunk Driving continues to be a major concern
 - Need a better balance between public mobility and worker safety
 - Motorists behavior needs to change
 - Increase Police presence
 - Education
 - Promotion of Work Zone Safety

2020 Work Zone Safety Perception Survey

- **New Question in 2020:** There have been improvements made in work zone safety this season compared to 2019?

Point Scale: Strongly Agree = 4 Agree = 3 Neutral = 2 Disagree = 1 Strongly Disagree = 0

Average of Responses:

Contractors – Field	= 1.89
Contractors – Office	= 2.18
MDOT – Field	= 1.89
MDOT – Office	= 2.34
Consultants – Field	= 1.89
Consultants – Office	= 1.87

Audience Polling

Objective: Gain insight into the current safety culture within our industry that will help determine the future direction of the WZSTF

- 7 Short polls that each attendee can answer

How does this Work???

- A new window will appear on your screen
- Scroll through the 3 to 7 questions in each poll and provide your answers
- All questions must be answered before you can “submit”

We will briefly review the results after each poll



Poll #1

Who is taking the poll?



Poll #2

Employee Safety Involvement



Poll #3

Safe Work Environment




Poll #4

Workplace Safety Norms



Poll #5

Safety Supervision



Poll #6

Organizational Safety Leadership



Poll #7

Safety Training and Development





**WORK ZONE
SAFETY**
— TASK FORCE —

**AUDIENCE
QUESTIONS
NEXT
15 MINS**

SAFETY FIRST

in Michigan's work zones.